






























Good day,
We have pleasure in submitting our pricelist for your perusal and records.

Item number	Qty	Item Description	Unit Price Incl 15% VAT	Total Price Incl 15% VAT
DRESSING				
<div>  <div> Dressing Stick <i>Simply use for everyday tasks.</i> Use the lightweight Dressing Stick with all types of clothing. The 5/8" (16mm) diameter dowel is made from wood materials. Designed to include a "C" hook at one end, and a push-pull hook at the other end. Hooks are plastic-coated to help reduce scratches and snags. </div>  </div>				
NC28575	1	Dressing Stick, Length: 27" (69cm)	R166.15	R 166.15
NC28576	1	Dressing Stick, Length: 18" (46cm)	R151.18	R 151.18
<div>  <div> Dressing Pal™ Shoehorn & Dressing Aid Multi-purpose dressing device combines a dressing stick and a shoehorn. Ideal for those who have limited reach or dexterity. Use push-pull end to put on clothing or as a reacher. Made of durable plastic with a vibrant purple foam handle. Available in both 24" and 30" lengths. Shoehorn tip measures 5.5" (14cm) Not made with natural rubber latex. </div>   </div>				
NC28581	1	Dressing Pal™ Shoehorn & Dressing Aid, Length: 61cm, Weight: 149g	R341.48	R 341.48
NC28582	1	Dressing Pal™ Shoehorn & Dressing Aid, Length: 76cm, Weight: 177g	R379.64	R 379.64
<div>  <div> Norco® Big-Grip™ Button Hook with Zipper Pull NC28667 Get a secure, cushioned grip on hard-to-grasp buttons. The soft, cushioned grip makes the sometimes difficult task of buttoning clothes easier. Built with a Button Hook on one end of the handle, and a Zipper Pull on the opposite end. The built-up handle is made of a rubber-like material and features flexible ribbing that adapts to any grip. The firm 2" (5cm) long wire section is uniquely formed so it can slip around most buttons. Handle measures 4-1/4" (11cm) long and has a diameter of 1-1/2" (3.8cm). The total length measures 7.5" (19cm). Not made with natural rubber latex. </div>  </div>				
	1		R230.39	R 230.39
<div>  <div> Zip-Grip Zipper Pull NC28634 Snaps onto the zipper to extend the pull tab. The Zip-Grip Zipper Pull is ideal for persons who have difficulty grasping and pulling small zipper tabs. Just insert the peg of the Zip-Grip through the hole on a standard zipper, fold in half and press to snap shut. Ring diameter measures 1" (2.5cm). Sold in a package of 6. </div>  </div>				
	1		R162.77	R 162.77
<div>  <div> Norco™ Plastic Shoehorn NC28611 Light weight classic shoehorn This durable, lightweight Norco™ Plastic Shoehorn can be grasped with ease. Measures 18" (45cm) long. Handle has a large hole for hanging. </div> </div>				
	1		R126.55	R 126.55
<div>  <div> Norco™ Plastic Shoehorn with Hook NC28590 Hooked handle pulls up socks. Norco™ Plastic Shoehorn with Hook offers a comfortable hold for fingers and may be used to pull up socks. Nylon loop for easy storage. Measures 16-1/4" (41cm) long. </div> </div>				
	1		R98.05	R 98.05
<div>  <div> Norco® Easy-Slide Shoehorns Easy-sliding shoehorns. Easy-Slide Shoehorns have an enameled steel shaft and rubber-like handle for easy grasping. They help guide feet into tight-fitting dress shoes, sport shoes or boots Available in four lengths. </div> </div>				
NC28672	1	Easy-Slide Shoehorns 45.7cm	R222.66	R 222.66
NC28673	1	Easy-Slide Shoehorns 61.0cm	R250.68	R 250.68
NC28674	1	Easy-Slide Shoehorns 76.2cm	R278.69	R 278.69




Item number	Qty	Item Description	Unit Price Incl 15% VAT	Total Price Incl 15% VAT
<div>  <div> Big-Grip™ Shoehorns <p><i>Offers an extended reach and a secure, cushioned grip.</i></p> <p>Built-up handle made of a latex-free, rubber-like material with flexible ribbing that adapts to any grip. This handle is so unique, it carries a U.S. patent.</p> <p>Shaft is made of enameled steel.</p> <p>People who have limited mobility and difficulty bending over will appreciate the extra-long design.</p> <p>The textured surface prevents the foot from sticking to the shoehorns, helping it slide easily into the shoe.</p> <p>Handle diameter measures 1-1/2" (3.8cm).</p> </div>  </div>				
NC65631	1	Good Grips® Shoehorns, Length: 46cm	R336.17	R 336.17
NC65632	1	Good Grips® Shoehorns, Length: 61cm	R363.70	R 363.70
NC65633	1	Good Grips® Shoehorns, Length: 76cm	R388.82	R 388.82
<div>  <div> FootFunnel™ Shoe Assist NC28579 <p><i>A great alternative to long handled shoe horns.</i></p> <p>The FootFunnel™ Shoe Assist is an ideal dressing aid for people who can't reach down.</p> <p>This device spreads the heel of the shoe, making it easy to guide the foot along the smooth surface and into the shoe.</p> </div> </div>				
<div>  <div> Norco™ Easy-Pull™ Sock Aid NC28600 <p>Foot slides easily on the polyester lining while the sock remains secure.</p> <p>The flexible plastic core of the Norco™ Easy-Pull™ Sock Aid allows people to use just one hand to shape the trough easily to slide it into a sock.</p> <p>Large loop handles at the end of the strong, 31-1/4" (80cm) straps are great for persons with weak grasps.</p> <p>Polyester lining allows foot to slide easily along the trough.</p> <p>Terrycloth outer covering keeps the sock or stocking securely on the sock aid.</p> <p>Slits in the plastic core allow for contour bending around the heel.</p> <p>Compact and lightweight.</p> </div>  </div>				
<div>  <div> Achieva™ Sock-Assist™ <p>Unique features make this the most extraordinary sock aid on the market.</p> <p>The easy-to-use Achieva™ Sock-Assist™ lays flat on the floor, accommodates feet and calves of all sizes, has a non-stick surface and pulls the sock up the calf instead of releasing it at the ankle.</p> <p>Its innovative design allows easy donning of socks or knee-high nylons using one or two hands. Also works with elastic compression hose.</p> <p>Two side wings keep the sock on the Sock-Assist™ until it is released on the calf.</p> <p>Center tongue helps ease the sock onto the device.</p> <p>Flexible polypropylene "gives" to accommodate socks.</p> <p>Flat bottom surface prevents the Sock-Assist™ from rolling.</p> <p>Wide foot bed accommodates average to wide feet. Width ranges from 4.5" to 5.5". Length measures 7".</p> <p>Contoured side walls help hold the sock on the device.</p> <p>Rear flares prevent the cord from rubbing against the skin.</p> <p>Textured surface prevents skin from sticking to the sock aid.</p> <p>Available in two models, With Loop Handle and With Two Cord Handles</p> <p>The 24" (61 cm) cord handles can be cut to adjust length.</p> </div>  </div>				
NC32500		Achieva™ Sock-Assist™ - With Loop Handle	R309.60	R 0.00
NC32502		Achieva™ Sock-Assist™ - With Two Cord Handles	R328.92	R 0.00
<div>  <div> Norco® Molded Sock Aids <p>A foam disc on the underside of the trough prevents the sock from sliding off before it is completely on the foot.</p> <p>Norco® Molded Sock Aids have a semi-flexible plastic trough that holds a sock or stockings in place while being pulled onto the foot.</p> <p>The trough may be adjusted using a heat gun. Good hand strength is required to flex the sock aid.</p> <p>Sock mold measures 9.6" x 5" x 3.2" (24 x 13 x 8cm).</p> <p>Available in two styles.</p> <p>The Norco® Molded Sock Aid with Single Cord Handle can be used with one or two hands.</p> <p>The 28" (71cm) cord can be trimmed to adjust the cord length.</p> <p>The Norco® Molded Sock Aid with Two Cord Handles features soft foam grips for comfortable use.</p> </div>  </div>				
NC26600		Norco® Molded Sock Aid With Single Cord Handle	R232.32	R 0.00
NC26602		Norco® Molded Sock Aid With Two Cord Handles	R277.24	R 0.00
<div>  <div> English Sock Aid NC28661 <p>An economical solution for putting on socks.</p> <p>The English Sock Aid is lightweight and easy to use. The plastic trough can be bent as necessary to fit any size sock or nylon stocking.</p> <p>Indentations hold the sock securely until it is in place.</p> <p>The 32" (81cm) long cotton straps do not stretch during use.</p> <p>Straps can be adjusted as required by cutting or knotting. Tie the straps into a single loop if desired.</p> </div> </div>				

Item number	Qty	Item Description	Unit Price Incl 15% VAT	Total Price Incl 15% VAT
	1	Sock-eez® NC26610  <p>Remove compression socks with ease.</p> <p>ADL dressing aid developed and designed for those who suffer from Lymphedema, Deep Vein Thrombosis, Arthritis and Edema. Ergonomic dressing aid that removes the thickest and tightest compression hose with one easy stain free motion. Great for athletic socks, knee-highs and traditional socks. Overall length is 21" (53.3cm).</p>	R1 142.78	R 1 142.78
	1	Heel Guide™ Compression Stocking Aid NC32506 <p>Eases donning of compression hosiery.</p> <p>The unique indented channel on the center cone acts as a heel guide and keeps the foot in position while pulling on the compression hose.</p> <p>Heel Guide™ Compression Stocking Aid has an extra wide cone is ideal for people with edema or larger feet.</p> <p>Sturdy 17" (43cm) high handles reduce the need to bend or stretch.</p>	R1 443.69	R 1 443.69
	1	Sock Horse™ Sock Aid NC44010 <p>The extra long handle makes it easy to reach your foot - no bending or strain.</p> <p>The Sock Horse™ Sock Aid helps you pull on your socks quickly and easily. Just stretch the top of the sock over the soft rubber grips. Works well with most men's and women's socks. Helps decrease bending and straining while putting socks on. Minimal contact against skin helps minimize skin breakdowns and irritation. Long ergonomic handle with ribbed thumb grips make it easy to hold. Can be used as a shoehorn. Length measures 18" (45cm).</p> 	R302.84	R 302.84
Coilers™ Shoelaces				
	<p>Easy-to-use, adjustable Coilers™ never need tying.</p> <p>Coilers™ Shoelaces may be tightened or loosened, but never need tying. They have no pressure points and allow natural movement. Fits up to eight pairs of eyelets. Sold in pairs.</p>			
NC28546	1	Coilers™ Shoelaces, Black	R120.75	R 120.75
NC28548	1	Coilers™ Shoelaces, White	R120.75	R 120.75
Norco™ Elastic Shoelaces				
	<p>Turn a lace-up shoe into a slip-on shoe.</p> <p>Norco™ Elastic Shoelaces are available in two varieties, Regular and Deluxe. Lace and tie shoes in the normal manner just once. Shoes can be slipped on or off easily without tying and untying. Regular measures 1/8" (3.2mm) wide. Deluxe measures 3/8" (9.5mm) wide. Available in two lengths: 24" (61cm) or 37" (94cm), and three colors: Black, Brown or White</p>			
NC28681	1	Norco™ Elastic Shoelaces, Regular Black, 61cm, 2 pairs	R110.61	R 110.61
NC28689	1	Norco™ Elastic Shoelaces, Regular White, 61cm, 2 pairs	R110.61	R 110.61
NC28734	1	Norco™ Elastic Shoelaces, Regular Black, 94cm, 2 pairs	R110.61	R 110.61
NC28736	1	Norco™ Elastic Shoelaces, Regular White, 94cm, 2 pairs	R110.61	R 110.61
NC28738	1	Norco™ Elastic Shoelaces, Deluxe Black, 69cm, 2 pairs	R110.61	R 110.61
NC28685	1	Norco™ Elastic Shoelaces, Deluxe White, 69cm, 2 pairs	R110.61	R 110.61
NC28740	1	Norco™ Elastic Shoelaces, Deluxe Black, 94cm, 2 pairs	R110.61	R 110.61
NC28025	1	Norco™ Elastic Shoelaces, Deluxe White, 94cm, 2 pairs	R110.61	R 110.61
SuprVision® Magnifiers				
	<p>Large magnification area for easy reading.</p> <p>SuprVision® Magnifiers are ideal for reading maps, contracts, newspapers, or any small print. The powerful, optical quality lens on both models measures 5" (13cm) in diameter. Lens is unbreakable and scratch-resistant. Round handle fits comfortably in the hand. The Lighted model provides 2x magnification and features a 6x bifocal inset. Lighted model requires one "AAA" battery (not included).</p>			
NC28843-L	1	NC28843-L SuprVision Magnifier Lighted	R918.18	R 918.18

Item number	Qty	Item Description	Unit Price Incl 15% VAT	Total Price Incl 15% VAT
	1	MagniShine® LED Lighted 2x Power Hands Free Magnifier NC24042 Popular magnifying glass among crafters. 5" wide acrylic lens allows for greater viewing flexibility without adding undue stress to the neck. Equipped with a bright light dual-LED, making view easy in any light condition. Wide bridge and adjustable neck strap are designed to be used at various angles to accommodate a wide range of visual needs and comfort. Uses three AAA batteries (not included).	R868.92	R 868.92
	1	Full Page Magnifier NC24030 Enlarge an entire page of text at one time. This low vision reading aid helps reduce eyestrain. The fresnel magnifier is bordered with a black frame. Magnification = 2x Measures 8-1/2" x 10.75" (22 x 27cm).	R261.30	R 261.30
	1	Deluxe Prism Glasses NC28841 Read or watch television while lying down. These non-magnifying glasses are designed with a prism which turns an image at a right angle so that no head movement is necessary while reading or watching television. Ideal for those who need to remain in a supine position, wear a halo or have limited neck movement. Changes line of sight 90 degrees without distortion. Also may be used while reading in a seated position with a book in the lap. Fits over most corrective lenses if necessary. Will not cause eye fatigue or strain. Ear piece can be adjusted with a heat gun. Includes a vinyl carrying case. COLOR: Please note, the frame color is now black.	R1 423.40	R 1 423.40
	1	Fold Flat Classic Book Stand - M76680 The Fold Flat Book Stand allows you to read books, magazines, music, textbooks and other materials hands-free.. The book stand can be easily adjusted to suit a variety of seating positions. It also can be folded flat when not needed, and stored away easily. The book stand is ideal for anyone with limited grip or hand/arm impairments, and alleviates pressure from the neck and back. Supplied in the 'Classic' stand, a 'Book' stand is also available. <ul style="list-style-type: none"> •Read books, magazines and other materials hands-free •Ideal for anyone with limited grip or hand/arm impairments •Folds flat for storage •Angles can be adjusted •Available in 'The Book' or Classic Book design •Height: 24cm •Length: 17cm •Width: 1cm •Overall Size: 170 x 10 x 235mm •Folded Size: 235x 173 x 13mm •Angle of Incline: 10° to 50°. 	R402.79	R 402.79
	1	Adjustable Book Stand Lightweight Foldable Bookstand - Black	R400.00	R 400.00
Hand-Held Inspection-Mirrors  <p>Available in two sizes. Hand-Held Inspection-Mirrors bend the 12" (30cm) long shaft by hand for easy adjustment. This diagonally-mounted mirror has an adjustable hand loop. Small mirror measures 4-1/2" (11cm) square. Large mirror measures 5-1/2" (14cm) square.</p>				
NC28728	1	Hand-Held Inspection-Mirror Small 4-1/2" (11cm)	R927.36	R 927.36
NC28716	1	Hand-Held Inspection-Mirror Large 5-1/2" (14cm)	R1 070.33	R 1 070.33
	1	Quad Inspection Mirror NC28717 Features an adjustable-length hand loop and a finger loop on the shaft. The 12" (30cm) long shaft on this Quad Inspection Mirror can be bent easily into the desired position. Break-resistant, oval mirror measures 4" x 6" (10 x 15cm). Handle measures 5-1/2" (14cm) long. Overall length is 23" (58cm).	R1 070.33	R 1 070.33

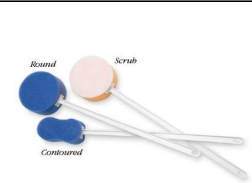
Item number	Qty	Item Description	Unit Price Incl 15% VAT	Total Price Incl 15% VAT
	1	Norco® Universal Quad Cuff NC35350 Comfortable cuff accommodates items of varied sizes. The Norco® Universal Quad Cuff is ideal for persons with limited hand function. Securely holds various sized handles, including feeding utensils, writing instruments and grooming aids. Cylindrical foam offers a padded palmar area that naturally fits the arches of the hand. Cuff secures to the hand using a D-ring hook and loop strap. One size fits most.	R326.99	R 326.99
				



EDEMA CONTROL

Norco™ Compression Gloves Soothe pain and reduce swelling in arthritic hands. Norco™ Compression Gloves provide warmth and compression for soothing soft tissue edema and arthritic joint pain. Two wrist lengths and two finger styles feature an open slit in the cuff for easy application and non-constricting fit. Made of soft, silky nylon and spandex blend, with seams on the outside for smooth edema control. Gloves provide 15 to 25 mm Hg of soft, gentle, even compression to edematous tissue. Wrist Length measures 1-1/2" (3.8cm) proximal to wrist crease. Over the Wrist Length measures 3" (7.6cm) proximal to wrist crease. Sold individually, Left or Right. To size, measure palm circumference.				
				




NC53210	1	Full Finger, Over The Wrist, X-Small 15 to 18cm, Left	R210.00	R 210.00
NC53211	1	Full Finger, Over The Wrist, X-Small 15 to 18cm, Right	R210.00	R 210.00
NC53212	1	Full Finger, Over The Wrist, Small 18 to 20cm, Left	R210.00	R 210.00
NC53213	1	Full Finger, Over The Wrist, Small 18 to 20cm, Right	R210.00	R 210.00
NC53214	1	Full Finger, Over The Wrist, Medium 19 to 22cm, Left	R210.00	R 210.00
NC53215	1	Full Finger, Over The Wrist, Medium 19 to 22cm, Right	R210.00	R 210.00
NC53216	1	Full Finger, Over The Wrist, Large 20 to 25cm, Left	R210.00	R 210.00
NC53217	1	Full Finger, Over The Wrist, Large 20 to 25cm, Right	R210.00	R 210.00
NC53218	1	Full Finger, Over The Wrist, X-Large 25 to 28cm, Left	R210.00	R 210.00
NC53219	1	Full Finger, Over The Wrist, X-Large 25 to 28cm, Right	R210.00	R 210.00
NC53220	1	Tipless Finger, Over The Wrist, X-Small 15 to 18cm, Left	R210.00	R 210.00
NC53221	1	Tipless Finger, Over The Wrist, X-Small 15 to 18cm, Right	R210.00	R 210.00
NC53222	1	Tipless Finger, Over The Wrist, Small 18 to 20cm, Left	R210.00	R 210.00
NC53223	1	Tipless Finger, Over The Wrist, Small 18 to 20cm, Right	R210.00	R 210.00
NC53224	1	Tipless Finger, Over The Wrist, Medium 19 to 22cm, Left	R210.00	R 210.00
NC53225	1	Tipless Finger, Over The Wrist, Medium 19 to 22cm, Right	R210.00	R 210.00
NC53226	1	Tipless Finger, Over The Wrist, Large 20 to 25cm, Left	R210.00	R 210.00
NC53227	1	Tipless Finger, Over The Wrist, Large 20 to 25cm, Right	R210.00	R 210.00
NC53228	1	Tipless Finger, Over The Wrist, X-Large 25 to 28cm, Left	R210.00	R 210.00
NC53229	1	Tipless Finger, Over The Wrist, X-Large 25 to 28cm, Right	R210.00	R 210.00
NC53220-B	1	Tipless Finger, Over The Wrist, X-Small 15 to 18cm, Left	R210.00	R 210.00
NC53221-B	1	Tipless Finger, Over The Wrist, X-Small 15 to 18cm, Right	R210.00	R 210.00
NC53222-B	1	Tipless Finger, Over The Wrist, Small 18 to 20cm, Left	R210.00	R 210.00
NC53223-B	1	Tipless Finger, Over The Wrist, Small 18 to 20cm, Right	R210.00	R 210.00
NC53224-B	1	Tipless Finger, Over The Wrist, Medium 19 to 22cm, Left	R210.00	R 210.00
NC53225-B	1	Tipless Finger, Over The Wrist, Medium 19 to 22cm, Right	R210.00	R 210.00
NC53226-B	1	Tipless Finger, Over The Wrist, Large 20 to 25cm, Left	R210.00	R 210.00
NC53227-B	1	Tipless Finger, Over The Wrist, Large 20 to 25cm, Right	R210.00	R 210.00
NC53228-B	1	Tipless Finger, Over The Wrist, X-Large 25 to 28cm, Left (Black)	R210.00	R 210.00
NC53229-B	1	Tipless Finger, Over The Wrist, X-Large 25 to 28cm, Right (Black)	R210.00	R 210.00








CLEANING AIDS







Norco® Bath Sponges Our most popular sponge is available in three styles. Norco® Bath Sponges are made of soft, non-irritating polyfoam with plastic handles that can be shaped with heat from a hair dryer. Norco® Bath Sponge With Loofah has a loofah-style surface on one side, and is available in the round style only. The bath sponge measures 22" (56cm) in length, with a 5" (13cm) diameter sponge. Regular Norco® Bath Sponges are available with Round or Contoured shapes. The round sponge measures 5" (13cm) in diameter, and the contoured sponge measures 5" (13cm) long.				
				
NC28645	1	NC28645 Norco® Bath Sponge Regular Contoured	R141.04	R 141.04
NC28644	1	NC28644 Norco® Bath Sponge Regular Round	R141.04	R 141.04
NC28650	1	NC28650 Norco® Bath Sponge With Loofah Round	R177.74	R 177.74







Dr. Joseph's Footbrush Wash feet without bending over! Dr. Joseph's Footbrush has a total length of 25-1/2" (65cm). Brush measures 3-3/4" (9.5cm) long. Wedge-tip sponge measures 1-3/8" x 2-1/4" (3.5 x 5.7cm). Two Wedge-Tip sponges are included. Extra Wedge-Tip Sponges are sold in a package of three. The Foot Care Kit contains the Dr. Joseph's Footbrush with an adjustable, unbreakable 4" (10cm) square mirror that can be angled for thorough foot inspection.				
				






Item number	Qty	Item Description	Unit Price Incl 15% VAT	Total Price Incl 15% VAT
NC38336	1	Dr. Joseph's Footbrush	R712.91	R 712.91
NC38336-1	1	Extra Wedge-Tip Sponges (Pkg/3)	R319.75	R 319.75
NC38337-1	1	Dr. Joseph's Foot Care Kit	R1 320.52	R 1 320.52
	1	Wash Mitt with Pocket NC22242 Terrycloth mitt provides a palm pocket to hold bar of soap. Elastic wrist and top of soap pocket assures a snug fit making it ideal for bathing. Mitt can be used on either hand by turning it inside out. Measures 9" x 5-1/2" (23 x 14cm).	R180.00	R 180.00
	1	Economy Suction Brush NC28224 Scrub with just one hand. Attach the Economy Suction Brush onto the sink for convenient one-handed scrubbing. A lightweight plastic base holds seven rows of 1/2" (13mm) long stiff nylon bristles. Ideal for cleaning dentures or fingernails. Rubber suction feet secure the brush to most surfaces. Measures 1-1/2" x 4" (3.8 x 10cm).	R284.00	R 284.00
	Nail Clippers Used for clipping nails. These grooming devices are attached to solid plastic bases that have suction cup feet to secure them during use The Nail Clipper Board has a standard size nail clipper securely attached to a plastic base measuring 4" x 2" (10 x 5 cm)			
NC28698	1	NC28698 Board	R748.65	R 748.65
NC28331	1	NC28331 File	R1 320.52	R 1 320.52
TOILET HYGIENE AIDS				
	1	Long Reach Personal Hygiene Wipe NC28787 The answer to personal hygiene when reaching is difficult. Extends your reach 15-3/4" for better cleansing. Ergonomic shape helps those with limited dexterity. Soft flexible head grips toilet paper, tissue or pre-moistened wipes securely. Contains a unique release button for fast, sanitary disposal. Size: 15-3/4" x 2" x 1-1/4".	R294.15	R 294.15
	1	Self Wipe Bathroom Aid NC28726 Comfortable, rounded design. Self Wipe Bathroom Aid provides extended reach for accurate positioning and pressure. Rotating handle allows the desired amount of toilet tissue to be rolled. Used tissue can be discarded easily by pressing the release button on the end of the handle. Angled tissue clamp portion measures 5" (13cm). Handle measures 9 3/4" (25cm). Total length of the device is 14 3/4" (38cm). Made of sturdy plastic. Autoclavable.	R1 837.82	R 1 837.82
	Digital Bowel Stimulator and Suppository Inserter Hook and loop handle is ideal for people with quadriplegia or limited hand use. Both the Digital Bowel Stimulator and the Suppository Inserter are constructed from stainless steel with polyethylene collars and tips. The D-rings on the quad handles allow for easy adjustments. The stimulator has a 2" (5.1cm) long, firm insertion tip. The inserter has 2" (5.1cm) long, hollow plastic tip that holds a standard suppository. Spring-loaded design pushes the suppository out. Both units measure 8-1/2" (22cm) long, and can be sanitized easily. Note: Recommended to use in a laying position.			
NC28703	1	Bowel Stimulator	R2 857.43	R 2 857.43
NC28704	1	Suppository Inserter	R3 214.85	R 3 214.85

Item number	Qty	Item Description	Unit Price Incl 15% VAT	Total Price Incl 15% VAT
	1	<p>EZ Reach Bowel Management Tool Combo NC28707</p> <p>Two tools combined in one convenient unit.</p> <p>EZ Reach Bowel Management Tool Combo has two interchangeable attachments: a digital bowel stimulator and a suppository inserter.</p> <p>The bayonet snap allows easy changing of attachments.</p> <p>Shaft measures 10" (25cm) long.</p> <p>Rigid plastic handle.</p> <p>Angle adjustments can be made with a heat gun.</p> <p>Total length measures 13-1/4" (34cm).</p>	R4 644.53	R 4 644.53
SHAMPOO AIDS				
 NT-M37297 (FAB86-0210)	1	<p>Economy Inflatable Shampoo Basin</p> <p>When it's difficult to get up and wash in the shower, your hair can be washed easily in the Economy Inflatable Shampoo Basin. Suitable for use when you're lying in bed, it inflates to form a comfortable and supportive vinyl basin that can hold water to wash your hair in.</p> <p>Enables hair washing whilst lying in bed</p> <p>Inflatable vinyl basin</p> <p>Removes need for you to get out of bed</p> <p>Drainage hose included</p> <p>Height: 42mm</p> <p>Length: 642mm</p> <p>Width: 569mm</p> <p>Product weight: 386g</p> <p>Additional dimensions:</p> <p>Length: 710mm (28')</p> <p>Width: 610mm (24')</p> <p>Depth: 150mm (6')</p>	R2 095.88	R 2 095.88
 N54034-1	1	<p>Derby Tap Turners (Pair)</p> <p>Fits crosshead and crystal taps, making them easier to turn.</p> <p>The Derby Tap Turner is an economical alternative to replacing taps. They are easily and quickly fixed to most crosshead and crystal taps without the use of any tools. An internal rubber coating ensures an effective grip with smooth operation and with protection for the tap.</p> <p>The design makes the operation of taps easier. The handle has a rubber moulding to give a firm and controllable grip. The Derby Tap Turner is made of plastic, and is therefore rust proof and always warm to touch. The Derby Tap Turners have colour coded handles to clearly identify hot and cold taps.</p> <p>Easy turn handles for bath or sink taps</p> <p>Suitable for capstan cross head and crystal taps</p> <p>Soft easy grip</p> <p>Supplied as a pair for hot and cold tap</p> <p>Product Specification</p> <p>Height: 49mm</p> <p>Length: 182mm</p> <p>Width: 69mm</p> <p>Product weight: 206g</p> <p>Additional dimensions:</p> <p>Handle Length: 90mm (3½")</p> <p>Cross Head (Capstan) Tap Diameter: 40 - 60mm (1½ - 2½")</p> <p>Crystal Tap Diameter: 48 - 60mm (1¾ - 2½")</p>	R490.00	R 490.00






Item number	Qty	Item Description	Unit Price Incl 15% VAT	Total Price Incl 15% VAT
REACHERS				
FeatherLite™ Reachers				
		<p>Our most popular reacher</p> <p>FeatherLite™ Reachers require only 7 oz. (176g) of pressure to close the jaws.</p> <p>The ergonomically designed handle allows items to be grasped with a firm, non-slip grip.</p> <p>Pull clothing or blankets with the convenient lug, and lift small metal objects with the magnet.</p> <p>The claw teeth are interlocking with soft, molded tip grooves.</p> <p>Holds lightweight objects measuring up to 2-3/4" wide (7.0cm).</p> <p>Available in two lengths: Regular and Long.</p>		
NC28521	1	Regular 66cm, 176g	R272.41	R 272.41
NC28522	1	Long 81cm, 204g	R302.84	R 302.84
FeatherLite™ II Reachers				
		<p>Reachers combines an easy-to-squeeze grip and a large, rubber-lined jaw to hold items securely.</p> <p>These sturdy reachers have an efficient trigger action that makes it easy to grip items. Only 8 oz. (227g) of pressure is required to close jaws.</p> <p>The trigger is curved and can be used as a hook to hang the reachers from a wheelchair.</p> <p>A plastic clip is included for more secure attachment.</p> <p>The reachers feature a durable aluminum shaft and an unbreakable, interlocking, rubber-lined jaw.</p> <p>The jaw has a serrated gripping surface and opens to 3" (7.6cm).</p> <p>Holds objects measuring up to 2-3/4" wide (7.0cm). Maximum weight: 3 lbs. (1.4kg).</p> <p>Includes a magnetized 3/4" (19mm) tall metal lug tip for pulling.</p>		
NC23621	1	FeatherLite™ II Reachers, Regular 66cm, 175g	R394.13	R 394.13
NC23622	1	FeatherLite™ II Reachers, Long 81cm, 204g	R454.99	R 454.99
Ultra-lightweight Reachers				
		<p>Pick up small items securely with minimal finger motion.</p> <p>The suction cups on these reachers secure a strong hold on objects.</p> <p>Features a lightweight shaft and an easy-to-close hand grip.</p> <p>Fits comfortably in the palm of the hand and requires minimal strength the squeeze the handle.</p> <p>The jaws open to 4-1/2" (11cm) wide for one of the largest grasps of any reacher on the market.</p> <p>Pick-up capacity about 1 pound - great for small objects that fall on the floor.</p> <p>Available in 2 models, Regular and Short.</p> <p>The Regular is our most popular model, measuring 32" (81cm) long and weighs only 5 oz (142g).</p> <p>The Short model is ideal for small children, measuring 23" (58cm) long and weighs only 4 oz (119g).</p>		
				
NC28481	1	Regular 81cm	R404.27	R 404.27
NC28480	1	Short 58cm	R370.46	R 370.46
EZ Reacher®				
		<p>Durable reacher design stands up to everyday use.</p> <p>The EZ Reacher® relieves the strain of bending, stretching or stooping to pick up items beyond reach.</p> <p>Lightweight aluminum jaws with flexible, non-slip gripping cups conform easily to the shape of any item.</p> <p>Jaws open to 3½" (8.9cm) wide.</p> <p>Made of lightweight rustproof aluminum with an easy-to-squeeze trigger.</p> <p>Handle color may vary.</p> <p>Lifetime warranty.</p> <p>Available in three models: Short, Standard, and Long.</p> <p>The Locking EZ Reacher® has all the features listed above, but maintains a hold on items without constant trigger pressure.</p> <p>Pull down the lever to keep the jaws locked.</p> <p>Release the lock by fully retracting the trigger and lifting the lever up.</p>		
NC28561-0	1	Short 56cm	R515.84	R 515.84
NC28561-1	1	Standard 66cm	R546.27	R 546.27
NC28561-2	1	Long 81cm	R576.70	R 576.70
NC28551	1	Locking 76cm	R667.99	R 667.99
BATH AND SHOWER CHAIRS				
Universal Bath Seats				
		<p>All-composite plastic bath bench is durable and rust-proof.</p> <p>The Universal Bath Seats feature a smooth sitting area with water drainage holes and rubberized feet that prevent slippage.</p> <p>Exact Level System allows for easy seat height adjustment from 16" to 21" (41 to 53cm).</p> <p>Available with or without a removable, contoured back rest.</p> <p>Overall seat dimensions are 21" wide x 18" deep (53 x 46cm). With the seat back the overall height is 30" (76cm). Seat measures 18" x 20-1/2" (46 x 52cm).</p> <p>No tools are required for assembly.</p> <p>Breaks down for storage.</p> <p>Supports up to 400 lbs. (181kg).</p>		
				
NC28972	1	Universal Bath Seat	R1 856.65	R 1 856.65
NC28973	1	Universal Bath Seat with Back	R2 571.49	R 2 571.49

Item number	Qty	Item Description	Unit Price Incl 15% VAT	Total Price Incl 15% VAT
<div>  <p>Carex® Adjustable Bath & Shower Seats</p> <p>A bath chair that combines shower safety and comfort with a contoured design for long periods of sitting.</p> <p>Features side handles for a grippable support surface, making it an ideal handicap shower seat by preventing falls and slips</p> <p>Constructed of durable plastic with easy-to-grip handles and a notch to hold a hand-held shower spray.</p> <p>Aluminium legs are flared to help prevent tipping, and the slip-resistant rubber tips provide added stability.</p> <p>No tools are required for assembly. Assembles quickly and can be taken apart to be used as a convenient travel shower chair.</p> <p>Flared aluminum legs and non-slip tips prevent tipping.</p> <p>Height adjustment from 14" to 20" (36 to 51 cm).</p> <p>Seat measures: 20" x 12" (51 to 30 cm)</p> <p>Product (with back rest) weighs: 5.5lbs.</p> <p>Weight Capacity: 350lbs.</p> </div>				
NC87104	1	Carex® Adjustable Bath & Shower Seat (without back)	R2 171.57	R 2 171.57
NC87103	1	Carex® Adjustable Bath & Shower Seat (with back)	R2 412.59	R 2 412.59
<div>  <p>Bariatric Shower Benches</p> <p>Durable benches support up to 226kg's..</p> <p>Bariatric Shower Benches provide added safety while showering.</p> <p>Heavy duty frame is constructed of 1" (2.5cm) aluminum tubing and features strong cross braces and legs for added stability. Includes rubber-tipped feet to prevent accidental slipping.</p> <p>The seat measures 20" wide x 12" deep (44cm x 41cm).</p> <p>Seat height adjusts from 17" to 19" high (43cm to 48cm).</p> <p>Width at the base is 18-1/2" x 19" (47 x 48cm).</p> <p>Bariatric Shower Bench with Back has overall back height of 30-1/2" to 32-1/2" (77 to 83cm).</p> <p>No tools required for assembly.</p> <p>Lifetime warranty on the frame.</p> <p>ADA compliant.</p> </div>				
NC28981	1	Bariatric Shower Bench (without back)	R3 480.02	R 3 480.02
NC28982	1	Bariatric Shower Bench with Back	R3 841.30	R 3 841.30
<div>  <p>FS7935</p> <p>FS7935</p> </div>	1	SWIVEL BATH CHAIR DIMENSIONS: 77 x 56 x 38.5cm, Maximum Weight 100kgs	R2 208.00	R 2 208.00
TRANSFER BENCHES				
<div>  </div>	1	Universal Transfer Bench NC28967 <p>Provides safer, easier access getting in and out of tubs.</p> <p>The sturdy Universal Transfer Bench helps people with weakness or poor mobility to enter or exit the tub safely.</p> <p>Rubber feet provide added security.</p> <p>Seat measures 30" wide x 19" deep (76 x 48cm). Backrest measures 23" (58cm) wide and is 14-1/2" (37cm) from seat to top.</p> <p>Seat height adjusts from 18-1/2" to 23-1/2" (47 to 60cm).</p> <p>Just turn the rubber feet until seat reaches the desired height.</p> <p>Can be adapted easily for bathtub entry from either side.</p> <p>No tools are needed for assembly.</p> <p>Supports up to 400 lbs. (181kg).</p>	R3 786.72	R 3 786.72
<div>  </div>	1	Tub Transfer Bench NC28923 <p>Stabilize tub transfers.</p> <p>Transfer benches are reversible to accommodate any bathroom.</p> <p>Durable blow-molded plastic bench and backrest.</p> <p>Extra large, locking suction cups provide added safety.</p> <p>Height adjusts in 1/2" (1.2cm) increments with unique "Dual Column" extension legs.</p> <p>New "A" frame construction provides additional stability</p> <p>No exposed hardware.</p> <p>Seat height adjusts from 17.5" to 22.5" (44 to 57cm)</p> <p>Tool-Free Assembly requires connecting Back, Legs and Arm.</p> <p>Seat measures 26" x 18.5" (66 x 46cm) and weighs 10lbs (4.53kg).</p> <p>Weight capacity of 400lbs (181kg).</p>	R4 596.71	R 4 596.71
<div>  </div>	1	Adjustable Bath and Safe Transfer Bench NC28963 <p>Adapts easily for left or right hand showers.</p> <p>Adjustable Transfer Bench provides easier access for people who have difficulty getting in and out of the shower.</p> <p>Features height adjustable legs, 17-1/2" to 22-1/2" (44 to 57 cm).</p> <p>Removable back and arm, built-in hand held shower holder and suction feet.</p> <p>Overall width is 30" (76.2cm).</p> <p>Supports up to 350 lbs. (158.7kg).</p> <p>Durable and rust proof.</p> <p>Easy to assemble, and no tools required.</p>	R4 925.15	R 4 925.15

Item number	Qty	Item Description	Unit Price Incl 15% VAT	Total Price Incl 15% VAT
COMMODOES				
 	1	ProBasics Folding Commode with Full Seat NC24594 Use as a bedside commode, toilet safety frame or raised toilet seat. The ProBasics Folding Commode has multiple versatile functions; it can be used as a toilet safety frame, a commode, and a raised toilet seat. This full-size steel commode folds compactly for storage and makes delivery easy. Clip-on seat can be removed for easy cleaning. Comes complete with a commode bucket, splash guard and cover. Durable steel-welded frame is attractive, strong and easy-to-clean. Comes complete with seat, lid, commode bucket with handle, cover and splash guard. Comfortable, elongated commode seat for ease of use. Easily folds for transportation and storage. Clip-on seat can be removed for easy cleaning. Seat height readily adjusts in one-inch increments. Tool free assembly. Adjustable Seat Height: 16"-22" Seat Dimensions: 13.5"W x 16.5"D Seat Opening: 8"W x 10"D Weight Capacity: 350 lbs. Warranty: One year on all parts. Color: gray frame.	R3 378.59	R 3 378.59
	1	ProBasics Bariatric Drop-Arm Commode NC24559 The ProBasics Bariatric Drop-Arm Commode features a durable steel frame with an easy-release push button arm mechanism allowing for safe lateral patient transfers to and from the commode. Equipped with wider seat and reinforced steel frame to support patient weights up to 650 pounds, it comes complete with commode bucket and lid. Features a reinforced steel frame and an extra wide platform seat designed for comfort and stability Equipped with an easy-to-release arm mechanism allowing for safe lateral patient transfers to and from the commode Bucket easily slides into place Contoured armrests provide additional patient comfort Comes complete with a commode bucket and cover Seat Dimensions: 23" x 18". Adjustable Seat Height: 19.5" x 23.5". Bucket capacity: 9.3 quarts / 8.8 liters Color: gray frame, gray accessories HCPCS Code: E0168*	R11 589.59	R 11 589.59
	1	COMM207B-1 Comfort Taxi Commode Nappi code 1029986 Size: 18" Frame : Steel and aluminium Upholstery : PVC Seat : Moulded seat with PVC cover & removable bucket system Armrest : Flip-Back / Removable Castor : 5" with lockable brakes Max. Capacity : 100kgs Weight of Chair : 12kgs	R7 559.31	R 7 559.31
	1	FS 691 Commode Chair on wheels with flip back armrests Nappi code 213576 removable footrests Convenient for users Assisted mobility Durable and Easy to clean Weight Capacity 113kg's G: Weight 14 kg Box dimensions 57 x 54 x 54cm'	R3 128.00	R 3 128.00
GRAB BARS				
Suction Tub & Shower Bars  <p>Powerful dual suction cups adhere grab bars for added assistance in the tub or shower.</p> <p>Suction Tub & Shower Bars easily attach these unique grab bars without having to hire a contractor for installation.</p> <p>Position on a smooth, clean, dry surface.</p> <p>To secure, hold in place and apply pressure while pushing down the tabs located at both ends.</p> <p>Release suction by flipping the tabs upwards for easy removal.</p> <p>The Suction Tub and Shower Bars do not screw permanently into a wall, making them a perfect solution for renters or for use when traveling.</p> <p>Attach in the bath for better balance when exiting the tub. Can be used horizontally or vertically.</p> <p>Available in 3 lengths, 12", 16" and 24" (30,41 and 61cm).</p> <p>Important: Suction Tub and Shower Bars provide balance and support, but are not intended for full-body weight bearing.</p>				
NC34235-12	1	30cm	R515.84	R 515.84
NC34235-16	1	41cm	R607.13	R 607.13

Item number	Qty	Item Description	Unit Price Incl 15% VAT	Total Price Incl 15% VAT
	1	Safety Treads NC28911 Create a safe, non-slip surface. Safety Treads are easy to apply and prevent slipping in a shower or tub. Measures 3/4" x 8-1/2" (19mm x 43cm). Sold in a package of 20 strips.	R152.15	R 152.15
 FAB43-1612	1	Bath Mat FAB43-1612 This Bathmat provides a slip-resistant, safe surface for showers and bathtubs. Perfect for seniors, toddlers, those who are post-surgery and moving carefully and anyone else at risk of falling in the tub or shower. This mat takes slipping completely out of the equation. Hundreds of suction cups on the bottom secure the bathmat to the floor of the shower or tub to create a slip resistant surface. Full size of the mat measures 28" x 16". Compliments bath seats and transfer benches, ensuring a non-slip experience for users as they are getting in the tub or shower or once they are there. To install, just unroll the mat on the floor of the tub or shower. Press down so the suction cups grip. Ribbed, textured pattern on the mat allows feet to easily find secure footing. Easy to clean with a sponge and mild soap.	R931.50	R 931.50
TOILET SEAT RAISERS				
	1	Economy Elevated Toilet Seat NC28945 Our best value in raised seats. Economy Elevated Toilet Seat adds 4 3/4" (12cm) to seat height. One-piece molded seat has a tapered flange that sits directly on the porcelain bowl. Attaches without tools or clamps. Fits seat openings measuring from 10" to 12" (25 to 31cm), or slightly larger. Durable, polyethylene plastic is easy to clean. Weight capacity is 250 lbs. (113kg). Weighs 3 lbs. (1.4kg). Note: Not for use on Lowboy or elongated toilets.	R2 173.50	R 2 173.50
TOILET FRAMES				
	1	Toilet Safety Frame NC28948 Frame is made of anodized, non-corrosive one-inch aluminum tubing. Designed to accommodate both standard and elevated toilet seats. Tool-free assembly quickly secures to most toilets. Contoured waterfall armrests provide additional comfort and support while providing an excellent gripping surface Powder-coated aluminum bracket easily attaches frame to toilet Adjustable Arm Height: 26" to 29.5". Adjustable Arm Width: 20" to 22" Weight Capacity: 300 lbs. Non-slip rubber tips. Warranty: One year on all parts.	R1 929.59	R 1 929.59
	1	Toilet Safety Frame NC28953 Offers secure support while getting up or sitting down. This easy-to-clean toilet safety frame features closed-cell foam armrests that provide a comfortable, sure grip. Height of the aluminum frame adjusts from 26" to 31" (66 to 79cm) to accommodate elevated or standard toilets. Adjustable bracket mounts the frame onto the toilet bowl securely. Armrest width adjusts from 18" to 24" (46 to 61cm). Overall depth of frame measures 16-3/4" (43cm). Weight capacity is 250 lbs. (113kg). Clean with household cleansers and disinfectants.	R2 601.44	R 2 601.44

Item number	Qty	Item Description	Unit Price Incl 15% VAT	Total Price Incl 15% VAT
BED LIFTING & STANDING ASSISTANCE				
	1	Norco™ Leg Lifter NC94301 <i>Assists patients who have had total hip replacement surgery and have limited mobility to raise or lower their legs.</i> Helpful for hip arthritis or hip replacement patients who have weak hip flexors. Steel rod retains its shape while lifting heavy legs or casts. Covered with 1" (2.5cm) wide, soft polypropylene webbing. The 9-1/4" (24cm) loop foothold bends easily to accommodate any foot or cast. Rod measures 31" (79cm) long. Total length including hand strap measures 40" (102cm).	R284.00	R 284.00
	1	BedCaddie™ NC94233  Offers added help to reach a sitting position. The BedCaddie™ features durable sewn seams and quality nylon strap construction with a contoured buckle for easy and secure attachment to the bed frame. Length of the attachment strap can be adjusted up to 45" (114cm) to fit various mattress sizes. Two cushioned grip handles offer a comfortable hold. The top handle measures 5" (13cm) wide and the gripping length measures 36" (91cm). Supports up to 300 lbs. (136kg).	R1 011.89	R 1 011.89
	1	Mobility Bed Rail NC94242 <i>Pivots outward to provide improved walking stability.</i> Made of steel frame with durable powder coat finish, features ergonomic cushion handle for added comfort while transferring out of bed. Horizontal metal support structure measures 20" (51cm) deep and slides between mattresses accommodating any home or hospital bed. Arm swings outward 19" (48cm) away from bed to provide support for standing and walking. Extendable legs provide added stability when standing up. 4-pocket organizer provides storage space for handy items. Anti-slip grip secures rail in-between mattress and bed frame. Height adjusts from floor to top of handle 31" to 44" (79 to 112cm) and mattress base to top of handle 17-1/2" to 22-1/2" (44 to 57cm). 300 lb. (136kg) weight capacity. No tools required.	R5 503.79	R 5 503.79
	1	Bed Rail Advantage NC94274 <i>Provides assistance in reaching a seated position in bed.</i> The Bed Rail Advantage requires no assembly and is ready to be placed on any bed. Features heavy duty steel construction with a powder coat finish for long-lasting quality. The 17" (43cm) wide foam grip handle folds down for storage and portability. Handle features a closed-cell foam cushion grip for added comfort. Diameter measures 1-1/2" (4cm) and 22" (56cm) high from bottom of box spring. A safety strap secures the base to the mattress. Fits on either side of bed. Includes a four-pocket mesh organizer to keep small items close at hand. Weight capacity is 400 lbs (181kg).	R4 006.49	R 4 006.49
	1	BedCane™ NC94273 Provides assistance when getting in and out of bed. Features a durable, height adjustable steel handle with a powder-coat finish, and a padded gripping surface. Easy-to-grip, cushioned handle measures 15" wide (38cm) and can be installed on either side of the bed. Handle is mounted to a solid wood bed board that is placed between the mattress and box spring. A safety strap fastens to bed frame to provide additional security, ensuring that the board will not tip or pull out of place. Includes the convenient BedCane™ Organizer for holding small items. Folds down for travel or storage. Not intended to be used on adjustable beds. Bed board measures 23" x 19" (58 x 48cm). Height may be set at 19" or 22" (48 or 56cm). Supports up to 300 lbs. (136kg). 	R3 729.24	R 3 729.24
	1	EZ Adjust Bed Rail NC94234 <i>The only bed rail that extends in length after installation!</i> Length adjustable rail allows for use as both a bed rail to prevent falling out of bed and as a hand rail to assist in getting out of bed. Folds down for clearance and allows space for changing linens. Can be used on either side of the bed. Dual-safety strap secures the bed rail to the bed frame. Handy organizer pouch included. Adjusts easily to three settings: 26", 34" and 42" (66, 86 and 107cm). Rail measures 23" (58cm) high from the base of mattress. Easy assembly using included hex wrench. Supports up to 300 lbs. (136kg).	R5 069.57	R 5 069.57

Item number	Qty	Item Description	Unit Price Incl 15% VAT	Total Price Incl 15% VAT
	1	2 SIDES AND UNDER MATTRESS FRAME BED SIDES UNIVERSAL. Length 1400 x 500 mm high with the standard extension. Bed sides only. No Bed. Extension frame + 75mm to the height Epoxy coated steel clamp on bed sides. Fixed length. under mattress frame with under mattress poles for all bed sizes. Sides Box size 1800 x 150 x 80 mm 7kg per pair of sides Frame size packed flat 1800 x 150 x 80 mm 12 kg estimated SINGLE BED 920 MM BARS 3/4 BED 1070 MM BARS DOUBLE BED 1370 MM BARS QUEEN BED 1520 MM BARS	R4 865.08	R 4 865.08
	1	1 SIDES AND UNDER MATTRESS FRAME for all bed sizes BED SIDES UNIVERSAL. Length 1400 x 500 mm high with standard extension bracket Bed sides only. No bed. Extension frame + 75mm to the height Epoxy coated steel clamp on bed sides. Fixed length. under mattress frame with under mattress poles	R3 190.97	R 3 190.97
LIFTING & STANDING ASSISTANCE				
	1	Metro Car Handle Plus NC94249 Support handle provides maximum leverage to help stand safely from any car. The Metro Car Handle Plus makes it easy to get in-and-out of the car. Simply slide the handle into the striker/door-latch for extra support while sitting or standing. Unit fits any door striker so one can have support anywhere in the car for stress-free traveling. Handle features a non-slip grip for a secure hold while standing from the car and includes a flashlight for greater visibility at night. Weight capacity is 500 lbs. (227kg.)	R1 398.29	R 1 398.29
	1	HandyBar® NC94232 Portable handle helps people get in and out of their vehicles safely and confidently. The HandyBar® is ideal for anyone who would like help getting in and out of their vehicle. Universal fit with no costly installation or vehicle modification. Locks into the existing U-shape striker plate on the car doorframe. Includes a seatbelt cutter and side window breaker for emergency escapes. Supports up to 350 lbs (159kg).	R1 398.77	R 1 398.77
Uplift™ Seat Assist  <div> Lifts 75% to 80% of a person's weight without electricity, batteries or switches. Gentle action hydraulic lift raises and lowers those who need assistance. Seat measures 17" x 19" (43 x 48cm), and weighs 8 lbs. (3.6kg). The Standard Model supports persons weighing from 80 lbs. to 240 lbs. (36 to 109kg). The Deluxe Model supports up to 350 lbs. (159kg). Both models have six weight adjustments and raise seat height by 2" (5.1cm). Navy blue upholstery. Not compatible with wheelchairs. </div>				
NC82016	1	Standard 36 to 109kg	R5 649.17	R 5 649.17
NC82018	1	Deluxe up to 159kg	R5 718.24	R 5 718.24